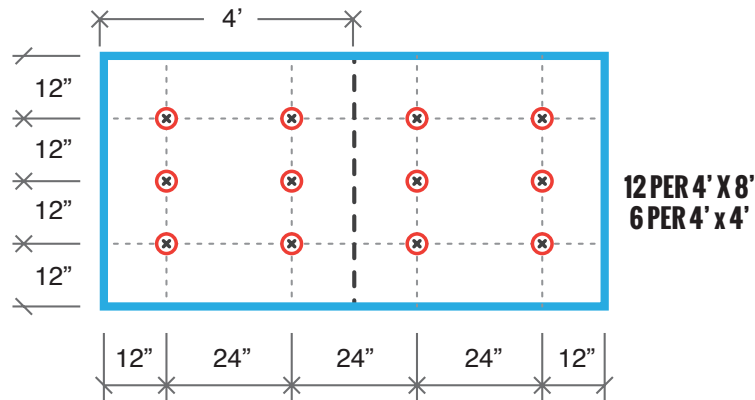
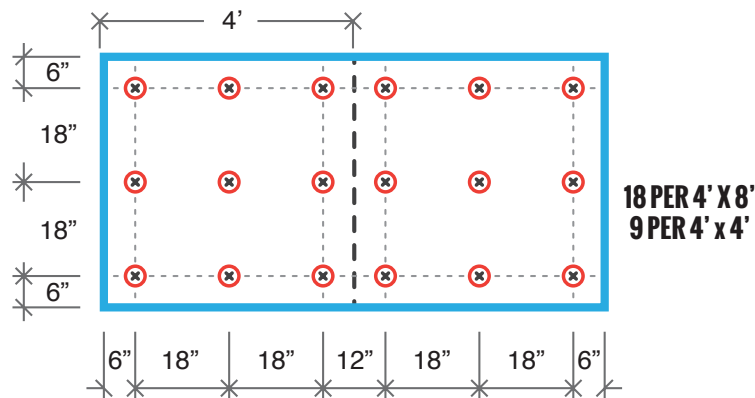


1 FASTENER AND PLATE PER 2.67 SQFT INSULATION / COVER BOARD

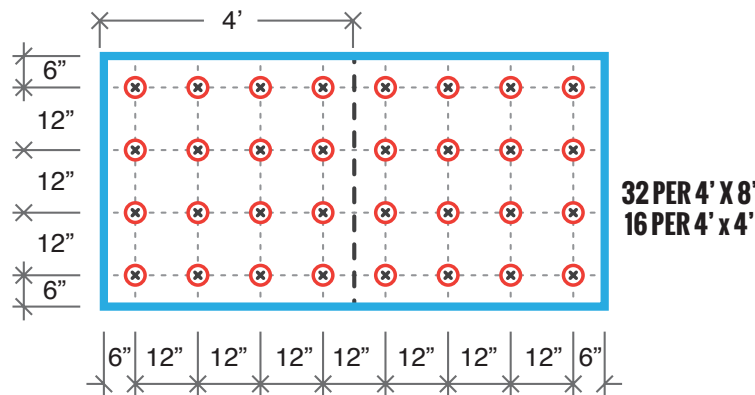
Field



Perimeter



Corner



Notes:

- These insulation fastening matrix's are for True Seal™ Fully Adhered Roofing Systems.
- Optimal edge fastening of the insulation panel is always 6" to 12" from the edge of the panel in both directions.
- All True Seal™ fasteners and plates must be secured to the top flutes of the steel deck (where applicable)
- Allowances will be provided for minor adjustments on site for alignment with steel deck top flutes and avoidance of conduits or other structural elements.
- In all cases, fasteners should never be less than 4" from the edge of an insulation board.
- Expanded Polystyrene (EPS) and Extruded Polystyrene (XPS) require approved cover boards.
- Any non-preapproved insulation boards, cover boards or slip sheets utilized in True Seal™ roofing systems must be approved in writing by True Seal™ before commencement of the project.
- For further guidance, please consult FM 1-29, or contact the True Seal™ Technical Department at tech@true-seal.com